



ART
KIT #
22

Crepe Paper Flower

with pipe cleaner


Rhonda Williams
ART B CAUSE.COM
WOMENS FEDERATION
FOR WORLD PEACE
WFWP.ORG

- cut the crepe paper into wavy circles
- poke two holes in the center of all layers
- put the pipe cleaner through the 2 holes evenly.
- put the green tissue paper strip between the pipe cleaner "legs" and wrap it around if necessary to look like leaves.
- twist the pipe cleaner "legs" together for a stem.
- the papers can be crunched & pulled to look more like petals



IF YOU HAVE A GO FUND ME
PAGE:
ART KITS for the Community
ARTBCAUSE
☺

This is based on traditional paper flowers from **Mexico & Central America**. You can also use just tissue paper to make these.



QUOTES about FLOWERS:

"The earth laughs in flowers."

Ralph Waldo Emerson

"If we could see the miracle of a single flower clearly our whole life would change."

Buddha

"Minds are like flowers; they open only when the time is right."

Stephen Richards

"Flowers are the music of the ground... from earth's lips spoken without sound."

Edwin Curran



Take time today
to smell the
flowers.