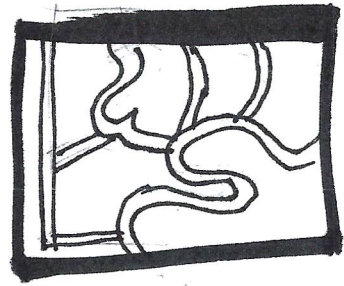


cardboard, foil & yarn

# ART KIT # 2

# ART PROJECT WITH ALUMINUM FOIL



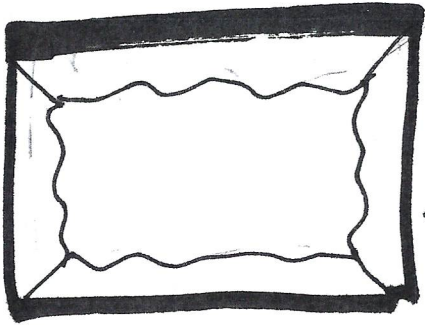

- GLUE YARN ON CARDBOARD
- LET IT DRY
- PUT FOIL ON TOP of DESIGN SHINY SIDE UP



- PRESS GENTLY to show your design.

😊 IF the FOIL Tears just keep going. next time your mom may give you more foil.

- use color markers and/or highlighters on foil (gently)



Back  
← fold extra foil over edges

You will need markers. ★

from  
R. WILLIAMS  
ARTBCAUSE.com  
&  
Women's federation for  
World Peace (WFWP.com)

**The Family is the School of LOVE. ♥**